


the Texas Rainbow NEWSFLYER



volume II number 3 March 1987
Bulletin Editor L. Dragon

IRIS SOCIETY of AUSTIN OFFICERS:

President	Joe Fisher
1st Vice-Pres.	Harvey Wilson
Secretary	Lorraine Dragon
Treasurer	Pauline Guerrero



St. Patrick's Day
Greetings to one

and all. Even if you
aren't Irish by birth, you
can still be Irish for one
day. HAVE A GOOD DAY
AND MONTH.



Don't forget to get a
good supply of
for your



You will need it soon.

NEW BRAUNFELS IRIS SOCIETY OFFICERS:

President	Rose Marie Dean
1st Vice-Pres.	Dr. Clyde Ikens
2nd Vice-Pres.	Beatrice McMahan
Secretary	Bobbie Allen
Treasurer	Grace Schaefer



Aphids and Scorch

Unfortunately I have noticed some little green APHIDS on a few of our iris. Wouldn't you know that as soon as we decided that we had better spray that the weather threatened rain, so as of this writing we have not sprayed. I have been reading about the possible link between aphids and scorch. There seems to be many indications that these insects carry the virus that causes this scourge of Tall Bearded iris. They are reported to not "like" iris, but that does not mean they will not "sample" them. It is when they bite into the iris leaf that they introduce the virus.





Old and New — about the same.

I have read numerous articles in the old AIS Bulletins (that I have access to) and I have come to the conclusion that not much has changed over the past 40 years or so. Oh there have been many new introductions and new improved fertilizers and chemicals for insect and disease control . But the problems , complaints and comments have not changed . Over the years people have written wanting to know why the hybridizers don't try to restore hardiness to the (TB) iris , why more research isn't being done to find causes and or cures for the different iris diseases ; such as scorch , pineappling , rot etc .

The disease problems have not changed . People complained about the different rot diseases . Then as now there didn't seem to be any sure fire method .There were and are as many different treatments as there were people writing about them .

The names of the chemicals have changed and , I would assume , have improved . Personally I don't like to use too many " poisons " . I don't think they are " good " for me or the environment . BUT as a last resort , I do use some .

Also there seemed to be many different ideas on the " correct " cultural methods for growing the different iris varieties. But I think that is par for the course. I truly

believe that gardening of any kind is a matter of personal preference , as well as trial and error . If one method works for you , fine and dandy . But if the method you are using doesn't seem to be producing the kind of "beauties" that you are dreaming of seeing , then try something else .

Many growers through the years have written and asked why not go back to the old diploids (they were almost fool-proof) and start over ; others have written to state that it would be foolish to toss out all that the experienced hybridizers have accomplished over the years .

BUT from all my reading I have come to the conclusion that the iris growers of yester-years were as enthusiastic as the growers of today .



SIBERIAN IRIS

Siberian iris bloom about the same time as Tall Bearded Iris. The flowers are long lasting. They require a rich moist soil , but once established , they demand less care than other iris types. Plant in spring or fall , 3 to 4 inches apart. Division is rarely needed . You might want to use some type of loose mulch during the summer to help keep the roots on the cool side.

The Siberian Iris is the State Flower of Tennessee .



Flower Arrangements

by Raymond Dragon

Flower arrangements seem to make any flower show look better . So if possible lets try to make The New Braunfels Show the best yet by entering an arrangement or 2 .

I will try to pass along a few tips that will possibly help you get started .

Remember this is an IRIS SHOW , so the arrangement should contain iris .

There are many containers that can be used . Such as flat containers shallow bowls , bubble bowls , pitchers , jugs , bud vases , tall vases , urns and many more . Choose a container that will not over power or compete with the iris that you select for your arrangement .

There a number of different types of " machanics " that you can use to secure your arrangement to the container ; you could use a needle-point holder or Oasis . You will also need to secure the holder to the container , for this you will need florist clay , follow the instructions for use on the package . Also you could use wire such as chicken wire , crumpled to fit your container .

To make an arrangement look good it must have proportion . If you use a low , flat container , remember the height of the arrangement should be 2 1/2 times the width of the container . If you use a tall container , such as a vase , the height of the arrangement should be 2 1/2 times the height of the vase . The overall height and

width of the arrangement should not excede the height and width of the backgrounds supplied for arrange - ments .

Be sure to cover your " mechanics " with plant material or moss so it will not show (and detract from your arrangement) .

Try to follow the theme supplied by the Iris Show Schedule . Some Artistic Judges like to have a card noting your interpretation of your flower arrangement .

In flower arrangements there has to be a focal point , in an iris show flower arrangement the iris is the focal point . So do not use other flowers that will overpower the iris in your arrangement . Try not to use too many colors . Keep it simple , but eye catching . You can use a branch of a bush , perhaps as your line or to add height to your arrangement . Also other foliage may be used as a filler or to cover your " mechanics " .

Be sure to " condition " your plant material , that is give them drink of water , before working with them .


So try your hand at it and the the best of luck .

These basic shapes
make any arrangement
beautiful



Triangle

This arrangement may be adapted to many modifications in both height and width . Usually a Triangle arrangement is made in a shallow container .



Crescent

A very pleasing shape in which a number of line flowers are used to create a very graceful form resembling the crescent of the moon . The Crescent arrangement may be created in either a shallow or medium-deep container .

S-Curve

Only a few flowers are required to create this very attractive arrangement . A tall vase , urn or pitcher are usually used for the S-Curve container .

SASS BROTHERS

The Sass brothers , Hans and Jacob came from Germany as young boys and settled on a Nebraska farm. Both boys became interested in growing flowers while they were quite young . This led to a lifelong " hobby " , with the growing and hybridizing iris becoming their main interest .

Hans went on to become a botanist , while Jacob more or less "stayed " on the farm .

The brothers worked closely , in a friendly rivalry . They spent nearly 40 years breeding iris . They crossed pumila with T B to produce intermediates . They produced fall bloomers . They produced fine blues , plicatas , blends and many other colors .

They issued a joint price list yearly , with brief descriptions .

Hans won 2 Dykes Medals ; 1 in 1931 for *Rameses* (a russet , pink , yellow blend) and the other in 1942 for *Prairie Sunset* (a peach , apricot , buff , gold blend) . Hans was awarded the Hybridizers Medal in 1941 and the Foster Memorial Plaque in 1947 , two years before his death in 1949 .

Jacob also won 2 Dykes Medals ; 1 in 1941 for *The Red Douglas* (a near red) and the other in 1948 (3 years after his death in 1945) , *Ola Kala* (a yellow) . He was awarded the Hybridizers Medal in 1941 .

Jacob was an AIS director 1931-1933. Both brothers were charter members of the American Iris Society .

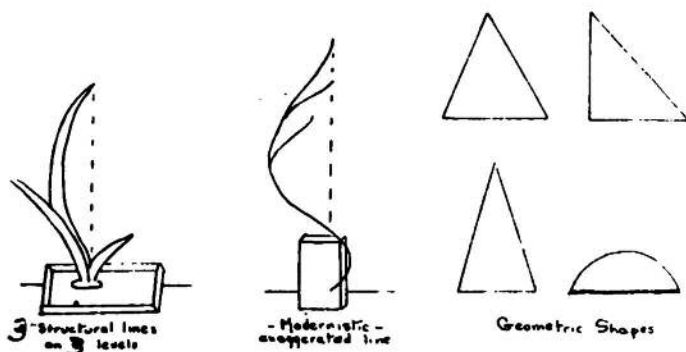
Newsflyer printer's back

Did you notice some funny looking print on pages 3 and 4 of February's Newsflyer ? NO it was not your eye - sight playing tricks on you . Those 2 pages were printed on a different printer , and the print does look funny (as compared to my NF printer) . Tell you what happened . The NF printer got "sick" and started going "nuts" scrambling letters and symbols all over the paper. I sure could not use it , so I had to send it "home" for some " treatments "(repairs that is) . The factory rep . told us they had a 3 day turn around on repairs . But actually it was more like 2 weeks . Of course I telephoned to inquire about it the morning of the day that I received it . While the printer was being repaired , time was running out , it was getting close to the end of January and I did not have those 2 pages printed . " Panicville " . So I dug out my original printer and used it . So now you know what happened

The Newsflyer printer is back and I am glad .

You never miss the water . . .

until the pipes freeze .





We have no
birthdays listed

for the month of March.

In case someone forgot

to list their birthday , I

would like to wish a

HAPPY BIRTHDAY to you.



GET A LIFT FROM IRIS

Take a look at the IRIS.

They make you feel so gay.

There's a new supply to cheer you ,
Blooming every day .

Some like the snow capped mountains .

Some like the heavenly hue .

Some like the beautiful rainbow ,

All covered with glistening dew .

They start to open in the morning ,

Bright like the golden sun .

They make the day more pleasant

And fill it with joy and fun .

They fill your day with surprises ,

With beauty and content

A day spent with the iris

Is a day happily spent .

Written by Zeffa Jones

from a past issue of A I S Bulletin .

NEXT MEETINGS :

IRIS SOCIETY of AUSTIN

will meet 7:30 pm at

ZILKER GARDEN CENTER

on MARCH 10,1987 .

Program to be announced
at meeting .



MARCH

SUN	MON	TUE	WED	THU	FRI	SAT
1	2	3	4	5	6	7
8	9	10	11	12	13	14
15	16	17	18	19	20	21
22	23	24	25	26	27	28



The NEW BRAUNFELS IRIS

SOCIETY meets 7:30pm

at the FIRST FEDERAL

SAVINGS AND LOAN OFC.

on MARCH 17 , 1987

Lorraine and Ray Dragon

of Manchaca will give a

program on Tall Bearded

Iris DISEASES and PESTS.





WORD TO THE WISE...

OUR
WISE
OLD
OWL
SAYS:

IRIS, NOW IS ABOUT THE TIME FOR
THAT PRE-BLOOM BOOST. A WEAK SOLU-
TION OF ALL-PURPOSE (LOW NUMBERED)
FERTILIZER WILL HELP YOUR IRIS
TO WAKE UP AND GROW.
WATER IN WELL.

IF YOU HAVE NOT ALREADY FED YOUR



THE TEXAS RAINBOW NEWSFLYER
LORRAINE DRAGON
13422 ONION CREEK DRIVE
MANCHACA TEXAS 78652



David Kraemer
499 W San Antonio #16
Lockhart, Tx 78644